

PETER CHU & CO. certified public accountants

Youth Outreach  
(協青社)

Report of the Executive Committee  
and Financial Statements  
for the year ended 31 March 2018

Youth Outreach  
Report of the Executive Committee and Financial  
Statements for the year ended 31 March 2018

	Page
1 Report of the Executive Committee .....	1 - 3
2 Independent auditor's report.....	4 - 5
3 Statement of comprehensive income .....	6
4 Statement of financial position.....	7
5 Statement of changes in general funds.....	8
6 Statement of cash flows .....	9
7 Accounting policies and explanatory notes to the financial statements .....	10-23
8 Supplementary information (For management purposes only).....	24-25
(i) Statements for 'Non-statutory accounts' .....	24
(ii) Movement of the furniture and equipment replenishment and minor works block grant reserve.....	25

## Report of the Executive Committee

The Executive Committee submit herewith their annual report together with the audited financial statements for the year ended 31 March 2018.

### **Principal place of business**

Youth Outreach (“the Association”) is a company incorporated and domiciled in Hong Kong and has its registered office and place of operation at 2 Holy Cross Path, Sai Wan Ho, Hong Kong.

### **Principal activities**

The principal activities of the Association are to operate youth centres and youth hostels; provide counseling and social service for young people; and re-establish parental and family links of young people, with a strategic focus at at-risk youth.

### **Financial statements**

The results of the Association for the year ended 31 March 2018 and the state of the Association’s affairs at that date are set out in the financial statements on pages 6 to 23.

### **Executive Committee members**

The Executive Committee members during the financial year and up to the date of this report were:

Dr Newbery Peter John	
Mr Liang Wan Sang	
Mr Wan Wai Yung Alex	
Ms Au King Chi	
Ms Yim Yan Mun Bonny	
Ms Yau Yu Xin Amelia	
Ms Ki Man Fung	
Mr Wong Siu Kee	
Mr Leung Tim Chiu Richard	
Mr Tang Wai Hung	
Fr Ng Chi Yuen	
Ms. Wong Miu Yan Cecilia	(appointed on 12 February 2018)
Mr Li Chi Ho Paul	(resigned on 18 July 2017)
Ms Chan Ching Chuen	(resigned on 11 April 2017)

In accordance with articles 38, 39 and 40 of the Association’s articles of association, the appointed Executive Committee members of the Association shall hold office for two years and are eligible for re-appointment.

No contract of significance to which the Association was a party and in which a member of the Executive Committee had a material interest subsisted at the end of the year or at any time during the year.

### **Permitted Indemnity Provisions**

In accordance with the Articles of Association of the Association, every member of the Executive Committee for the time being shall be indemnified out of the assets of the Association against any liability to a third party incurred by them arising out of the execution of the duties of his office in defending any proceedings, whether civil or criminal, in which judgement is given in their favours.

Other than mentioned above, at no time during the year and up to the date of this report, was there any permitted indemnity provision being in force for the benefit of any of the Executive Committee members of the Association.

The Association has taken out and maintained liabilities insurance throughout the year, which provides appropriate cover for certain legal actions that may be brought against its Executive Committee members and officers.

## Business Review

### Main Business

The Association is dedicated to helping at-risk youth grow into responsible members of the community. The Association, as a registered charitable non-government organization, follows the need of youth and the changing pop culture, adopts innovative and flexible methods to reach out to at-risk youth, and provides them with appropriate services. These include:

- All-night and evening outreaching services
- Emergency accommodation
- 24-hour drop-in youth centre
- 24-hour service hotline
- School-based at-risk youth services
- Psychological counselling, etc.

The Association also operates various service units and a social enterprise which employ and train "ex-at-risk youth". The Association leverages youth culture in establishing a training platform to provide opportunities for youth to develop their talents.

### Financial Performance

Below is a summary of the financial information during the year:

	<i>2018</i>	<i>2017</i>	<i>Increase/ (decrease)%</i>
	<i>HK\$</i>	<i>HK\$</i>	
Total income	44,363,987	46,438,848	(5)
Total expenditure	<u>39,839,869</u>	<u>41,533,591</u>	(4)
Surplus for the year	<u>4,524,118</u>	<u>4,905,257</u>	(8)

During the year, the decrease in the Association's income is mainly a result of the decrease of program and service income. Meanwhile, the decrease of total expenditure is mainly attributable to the reduction of program and services expenses.

### Relationships with Service Users, Employees and Funding Bodies

#### *Service Users*

The Association attaches priority to providing care for its target audience, i.e. at-risk youth and their families. Evaluation forms and/or face-to-face interviews were given to these service users for feedback. There was no serious complaint arisen during the year.

#### *Employees*

The Association has been reviewing employee benefits regularly and introduced improvements from time to time as our resources and priorities permit. At the same time the Association continues to improve and upgrade the skills and knowledge of our employees through on-the-job training and continuous training programs at various levels.

#### *Funding Bodies*

The Association receives funding support from government, various charity bodies, and individual and corporate donors. It continues to maintain a close relationship with different funding bodies through regular service reports and inviting them to conduct site visits and join outreach field trips.

Environmental Policies and Performance

The Association is implementing measures to improve energy-efficiency, promote energy conservation and minimize environmental impacts from the use of energy, such as the use of LED light bulbs for its all-night outreaching service. Besides, the Association is using an environmentally friendly truck, which offers selective catalytic reduction, for providing services for at-risk youth in the districts during midnight.

Compliance with the Relevant Laws and Regulations

The Association is a Hong Kong incorporated company with limited liability by guarantee and is subject to laws and regulations governing the services provided. The Association has in place Service Quality Standards for complying with the requirement of the Service Performance Monitoring Systems and subvention manuals established by the Social Welfare Department. The Association pays attention to the relevant legal obligations in its operation.

Principal Risk and Uncertainties

The Government provides recurrent subvention only for the residential services operated by YO for at risk youth and those referred by the court. In 2017/18, this accounts for about 30% of the total expenditure. The Association would be put at substantial risk in the event of sponsorships and donations being discontinued. Also, it has to face increasingly challenging fundraising landscape in times of economic uncertainty and fierce competition from other non-profit fundraising bodies.

Particulars of Important Events after the Financial Year

There are neither instances nor important events after the financial year which might affect the Association's ability to continue as a going concern.

Indication of Future Development

On completion of "Project Lotus-YO Management Review" in 2016, the Association has been conducting regular updates with a view to improving its services, including the integration of Youth Development Service and Outreaching Service to meet the evolving needs of at risk youth.

The Youth Outreach Jockey Club Building has been in use since 2004. The Association has applied government funds for the renovation of the SWD-subvented residential units as well as other non-subvented units to meet the changing need of at-risk youth. There will be a major renovation of the whole building in the coming years.

**Auditor**

Peter Chu & Co. retire and, being eligible, offer themselves for re-appointment. A resolution for their reappointment as auditor of the Association is to be proposed at the forthcoming annual general meeting.

By order of the Executive Committee



**Au King Chi**  
*President*

Hong Kong, 11 October 2018

**Independent auditor's report**  
**to the Executive Committee of Youth Outreach**  
*(Incorporated in Hong Kong with limited liability by guarantee)*

**Opinion**

We have audited the financial statements of Youth Outreach ("the Association") set out on pages 6 to 23, which comprise the statement of financial position as at 31 March 2018, and the statement of comprehensive income, statement of changes in general funds and statement of cash flows for the year then ended, and notes to the financial statements, including a summary of significant accounting policies.

In our opinion, the financial statements give a true and fair view of the financial position of the Association as at 31 March 2018, and of its financial performance and its cash flows for the year then ended in accordance with Hong Kong Financial Reporting Standard for Private Entities ("HKFRS for Private Entities") issued by the Hong Kong Institute of Certified Public Accountants ("HKICPA") and have been properly prepared in compliance with the Hong Kong Companies Ordinance.

**Basis for Opinion**

We conducted our audit in accordance with Hong Kong Standards on Auditing ("HKSAs") issued by the HKICPA. Our responsibilities under those standards are further described in the Auditor's Responsibilities for the Audit of the Financial Statements section of our report. We are independent of the Association in accordance with the HKICPA's *Code of Ethics for Professional Accountants* ("the Code"), and we have fulfilled our other ethical responsibilities in accordance with the Code. We believe that the audit evidence we have obtained is sufficient and appropriate to provide a basis for our opinion.

**Information other than the Financial Statements and Auditor's Report thereon**

The Executive Committee are responsible for the other information. The other information comprises all information included in the report of the Executive Committee, but does not include the financial statements and our auditor's report thereon.

Our opinion on the financial statements does not cover the other information and we do not express any form of assurance conclusion thereon.

In connection with our audit of the financial statements, our responsibility is to read the other information and, in doing so, consider whether the other information is materially inconsistent with the financial statements or our knowledge obtained in the audit or otherwise appears to be materially misstated. If, based on the work we have performed, we conclude that there is a material misstatement of this other information, we are required to report that fact. We have nothing to report in this regard.

**Responsibilities of Executive Committee and Those Charged with Governance for the Financial Statements**

The Executive Committee of the Association are responsible for the preparation of the financial statements that give a true and fair view in accordance with HKFRS for Private Entities issued by the HKICPA and the Hong Kong Companies Ordinance, and for such internal control as the Executive Committee determine is necessary to enable the preparation of financial statements that are free from material misstatement, whether due to fraud or error.

In preparing the financial statements, the Executive Committee are responsible for assessing the Association's ability to continue as a going concern, disclosing, as applicable, matters related to going concern and using the going concern basis of accounting unless the Executive Committee either intend to liquidate the Association or to cease operations, or have no realistic alternative but to do so.

Those charged with governance are responsible for overseeing the Association's financial reporting process.

#### **Auditor's Responsibilities for the Audit of the Financial Statements**


Our objectives are to obtain reasonable assurance about whether the financial statements as a whole are free from material misstatement, whether due to fraud or error, and to issue an auditor's report that includes our opinion. We report our opinion solely to you, as a body, in accordance with section 405 of the Hong Kong Companies Ordinance, and for no other purpose. We do not assume responsibility towards or accept liability to any other person for the contents of this report.

Reasonable assurance is a high level of assurance, but is not a guarantee that an audit conducted in accordance with HKSAs will always detect a material misstatement when it exists. Misstatements can arise from fraud or error and are considered material if, individually or in the aggregate, they could reasonably be expected to influence the economic decisions of users taken on the basis of these financial statements.

As part of an audit in accordance with HKSAs, we exercise professional judgment and maintain professional skepticism throughout the audit. We also:

- Identify and assess the risks of material misstatement of the financial statements, whether due to fraud or error, design and perform audit procedures responsive to those risks, and obtain audit evidence that is sufficient and appropriate to provide a basis for our opinion. The risk of not detecting a material misstatement resulting from fraud is higher than for one resulting from error, as fraud may involve collusion, forgery, intentional omissions, misrepresentations, or the override of internal control.
- Obtain an understanding of internal control relevant to the audit in order to design audit procedures that are appropriate in the circumstances, but not for the purpose of expressing an opinion on the effectiveness of the Association's internal control.
- Evaluate the appropriateness of accounting policies used and the reasonableness of accounting estimates and related disclosures made by the Executive Committee.
- Conclude on the appropriateness of the Executive Committee's use of the going concern basis of accounting and, based on the audit evidence obtained, whether a material uncertainty exists related to events or conditions that may cast significant doubt on the Association's ability to continue as a going concern. If we conclude that a material uncertainty exists, we are required to draw attention in our auditor's report to the related disclosures in the financial statements or, if such disclosures are inadequate, to modify our opinion. Our conclusions are based on the audit evidence obtained up to the date of our auditor's report. However, future events or conditions may cause the Association to cease to continue as a going concern.
- Evaluate the overall presentation, structure and content of the financial statements, including the disclosures, and whether the financial statements represent the underlying transactions and events in a manner that achieves fair presentation.

We communicate with those charged with governance regarding, among other matters, the planned scope and timing of the audit and significant audit findings, including any significant deficiencies in internal control that we identify during our audit.



*Certified Public Accountants*

Hong Kong, 11 October 2018

Statement of comprehensive income  
for the year ended 31 March 2018  
(Expressed in Hong Kong dollars)

	Note	2018 HK\$	2017 HK\$
<b>Income</b>			
Government lump sum grant and other funding	8	13,837,380	13,288,070
Sponsorship income	9	11,206,518	12,625,248
Donation income		11,431,109	8,525,627
Program and services income	10	5,377,661	9,375,218
Other income	11	2,511,319	2,624,685
		<hr/>	<hr/>
□	12	44,363,987	46,438,848
<b>Expenditures</b>			
Staff salaries and provident funds	13	28,736,544	28,692,219
Program and services expenses (excluding staff costs)	14	4,648,486	7,040,354
Administrative expenses	15	3,806,927	3,363,292
Other operating expenses	16	2,647,912	2,437,726
		<hr/>	<hr/>
		39,839,869	41,533,591
<b>Surplus before taxation</b>			
		4,524,118	4,905,257
Taxation	17	-	-
		<hr/>	<hr/>
<b>Surplus after taxation</b>			
		4,524,118	4,905,257
		<hr/> <hr/>	<hr/> <hr/>

The accompanying accounting policies and explanatory notes on pages 10 to 23 form part of these financial statements.




Statement of financial position  
at 31 March 2018  
(Expressed in Hong Kong dollars)

	<i>Note</i>	<i>2018</i> <i>HK\$</i>	<i>2017</i> <i>HK\$</i>
<b>ASSETS</b>			
<b>Non-current assets</b>			
Property, plant and equipment	18	2,209,804	3,312,836
<b>Current assets</b>			
Accounts receivable		8,198,657	8,261,306
Other receivables, deposits and prepayments		996,929	1,209,356
Cash at bank and in hand		39,309,002	32,183,571
		48,504,588	41,654,233
<b>Total assets</b>		50,714,392	44,967,069
<b>GENERAL FUNDS AND LIABILITIES</b>			
<b>General funds</b>			
Sustainable development fund	19	29,500,000	24,500,000
Accumulated surplus		9,852,193	10,328,075
		39,352,193	34,828,075
<b>Current liabilities</b>			
Deferred income	20	6,151,386	5,082,801
Provision for funding claw back	21	1,239,410	1,110,157
Other payables and accruals		3,971,403	3,946,036
		11,362,199	10,138,994
<b>Total general funds and liabilities</b>		50,714,392	44,967,069

The financial statements on pages 6 to 23 were approved and authorised for issue by the Executive Committee on 11 October 2018

  
\_\_\_\_\_  
**Au King Chi**  
*President*

  
\_\_\_\_\_  
**Yau Yu Xin Amelia**  
*Honourary Treasurer*

The accompanying accounting policies and explanatory notes on pages 10 to 23 form part of these financial statements.

**Statement of changes in general funds  
for the year ended 31 March 2018**  
*(Expressed in Hong Kong dollars)*

	<i>Sustainable development fund HK\$</i>	<i>Accumulated surplus HK\$</i>	<i>Total HK\$</i>
Balance at 1 April 2016	20,500,000	9,422,818	29,922,818
Surplus for the year	-	4,905,257	4,905,257
Appropriation during the year	4,000,000	(4,000,000)	-
<hr/>			
Balance at 31 March 2017 and at 1 April 2017	24,500,000	10,328,075	34,828,075
Surplus for the year	-	4,524,118	4,524,118
Appropriation during the year (note 19)	5,000,000	(5,000,000)	-
<hr/>			
Balance at 31 March 2018	<u>29,500,000</u>	<u>9,852,193</u>	<u>39,352,193</u>

The accompanying accounting policies and explanatory notes on pages 10 to 23 form part of these financial statements.

Statement of cash flows  
for the year ended 31 March 2018  
(Expressed in Hong Kong dollars)

	2018 HK\$	2017 HK\$
<b>Operating activities</b>		
Surplus for the year	4,524,118	4,905,257
<i>Adjustments for:</i>		
Depreciation	1,870,742	1,763,412
Loss on disposals of property, plant and equipment	-	279
Income released from deferred income	(7,268,752)	(5,649,389)
Interest income	(162,217)	(9,995)
	(1,036,109)	1,009,564
<b>Net (decrease)/increase in cash and cash equivalents</b>		
Decrease/(Increase) in accounts receivable	62,649	(2,997,293)
Decrease/(Increase) in other receivables, deposits and prepayments	212,427	(602,760)
Increase/(Decrease) in provision for funding claw back	129,253	(502,201)
Increase in other payables and accruals	25,367	119,946
Donations received and deferred	8,482,237	3,739,804
Deferred donations returned to donors	(144,900)	(44,508)
	7,730,924	722,552
<b>Net cash generated from operating activities</b>		
<b>Investing activities</b>		
Interest received	162,217	9,995
Purchase of property, plant and equipment	(767,710)	(909,428)
	(605,493)	(899,433)
<b>Net cash used in investing activities</b>		
<b>Increase/(Decrease) in cash and cash equivalents</b>	7,125,431	(176,881)
Cash and cash equivalents at beginning of year	32,183,571	32,360,452
	39,309,002	32,183,571
<b>Cash and cash equivalents at end of year</b>	39,309,002	32,183,571

The accompanying accounting policies and explanatory notes on pages 10 to 23 form part of these financial statements.

## Accounting policies and explanatory notes to the financial statements

### **1 General information**

Youth Outreach (“the Association”) was incorporated in Hong Kong with limited liability by guarantee and not having a share capital. Every member of the Association undertakes to contribute not more than five hundred Hong Kong dollars in the event of the Association being wound up.

The principal activities of the Association are to operate youth centres and youth hostels; to provide counseling and social service for young people; and re-establish parental and family links of young people, with a strategic focus at at-risk youth.

These principal activities are provided by the Association through the following services:

- (i) Outreaching services;
- (ii) Residential services through crisis residential centers and transitional house;
- (iii) Youth development services; and
- (iv) Psychological counselling services.

Details of breakdown of income generated by each service are presented in note 12 to the financial statements.

### **2 Basis of preparation**

These financial statements have been prepared in accordance with the Hong Kong Financial Reporting Standard for Private Entities (“HKFRS for Private Entities”) issued by the Hong Kong Institute of Certified Public Accountants (“HKICPA”) and the Hong Kong Companies Ordinance. These financial statements are presented in Hong Kong dollar unless otherwise stated.

### **3 Adoption of new and revised Hong Kong Financial Reporting Standard for Private Entities**

The HKIPCA issued amendments to HKFRS for Private Entities that are applicable for annual periods beginning on or after 1 January 2017. None of the amendments have had a material effect on how the Association’s results and financial position for the current or prior periods have been prepared or presented.

### **4 Significant accounting policies**

The financial statements have been prepared under the historical cost convention.

The preparation of financial statements in conformity with the HKFRS for Private Entities requires the use of certain critical accounting estimates. It also requires the management to exercise its judgement in the process of applying the accounting policies. The areas involving a higher degree of judgement or complexity, or areas where assumptions and estimates are significant to the financial statements are disclosed in note 5.

The following are the specific accounting policies that are necessary for a proper understanding of the financial statements:

(a) Property, plant and equipment

Property, plant and equipment are stated in the statement of financial position at cost less accumulated depreciation and impairment losses.

Gains and losses arising from the retirement or disposal of an item of property, plant and equipment are determined as the difference between the net disposal proceeds and the carrying amount of the item and are recognised in the statement of comprehensive income on the date of retirement or disposal.

Depreciation is calculated to write off the cost of items of property, plant and equipment, less their estimated residual value, if any, using the straight line method over their estimated useful lives as follows:

Building improvements	5 years
Furniture and fixtures	3 years
Computer and office equipment	3 years
Sound equipment	3 years
Motor vehicles	3 years

Subsequent costs are included in the asset's carrying amount or recognised as a separate asset, as appropriate, only when it is probable that future economic benefits associated with the item will flow to the Association and the cost of the item can be measured reliably. All other repairs and maintenance are recognised in the statement of comprehensive income during the period in which they are incurred.

The residual values, useful lives and depreciation method are reviewed, and adjusted prospectively if appropriate, if there is an indication of a significant change since the last reporting date.

(b) Impairment of assets

An assessment is made at the end of each reporting date to determine whether there is any indication of impairment or reversal of previous impairment, including items of property, plant and equipment. In the event that an asset's carrying amount exceeds its recoverable amount, the carrying amount is reduced to its recoverable amount and an impairment loss is recognised in the statement of comprehensive income. A previously recognised impairment loss is reversed only if there has been a change in the estimates used to determine the recoverable amount, however not to an amount higher than the carrying amount that would have been determined (net of amortisation or depreciation) had no impairment losses been recognised for the asset in prior years.

(c) Accounts and other receivables

Accounts and other receivables are recognised initially at the transaction price. They are subsequently measured at amortised cost using the effective interest method, less provision for impairment. A provision for impairment of receivables is established when there is objective evidence that the Association will not be able to collect all amounts due according to the original terms of the receivables.

(d) Cash and cash equivalents

Cash and cash equivalents comprise cash at bank and on hand, demand deposits, other short-term highly liquid investments with original maturities of three months or less and bank overdrafts. Bank overdrafts are shown within borrowings in current liabilities on the statement of financial position.

(e) Accounts and other payables

Accounts and other payables are recognised initially at the transaction price and subsequently measured at amortised cost using the effective interest method.

(f) Provisions and contingent liabilities

Provisions are recognised for liabilities of uncertain timing or amount when the Association has a legal or constructive obligation arising as a result of a past event, it is probable that an outflow of economic benefits will be required to settle the obligation and a reliable estimate can be made. Where the time value of money is material, provisions are stated at the present value of the expenditure expected to settle the obligation.

Where it is not probable that an outflow of economic benefits will be required, or the amount cannot be estimated reliably, the obligation is disclosed as a contingent liability, unless the probability of outflow of economic benefits is remote. Possible obligations, whose existence will only be confirmed by the occurrence or non-occurrence of one or more future events are also disclosed as contingent liabilities unless the probability of outflow of economic benefits is remote.

(g) Revenue recognition

Provided it is probable that the economic benefits will flow to the Association and the revenue and costs, if applicable, can be measured reliably, revenue is recognised in the statement of comprehensive income as follows:

- (i) Lump sum grant, when grants are approved and received.
- (ii) Sponsorship income, when there is reasonable assurance that the sponsorship will be received and all attaching conditions will be complied with.
- (iii) Donation income, when received.
- (iv) Program and services income, when services are performed.
- (v) Licence income, in equal instalments over the periods covered by the licence agreement.
- (vi) Committee membership fee income, on a time proportion basis.
- (vii) Bank interest income, as it accrues using the effective interest method.

(h) Employee benefits

Salaries, annual bonuses, paid annual leave and the cost to the Association of non-monetary benefits are accrued in the year in which the associated services are rendered by employees of the Association. Where payment or settlement is deferred and the effect would be material, these amounts are stated at their present values.

Contributions to Mandatory Provident Funds as required under the Hong Kong Mandatory Provident Fund Schemes Ordinance are recognised as an expense in the statement of comprehensive income as incurred.

(i) Operating lease charges

Where the Association has the use of assets under operating leases, payments made under the leases are charged to the statement of comprehensive income in equal instalments over the accounting periods covered by the lease term except where an alternative basis is more representative of the pattern of benefits to be derived from the leased asset. Lease incentives received are recognised in the statement of comprehensive income as an integral part of the aggregate net lease payments made. Contingent rentals are charged to the statement of comprehensive income in the accounting period in which they are incurred.

(j) Foreign exchange

Items included in the financial statements are measured using the currency of the primary economic environment in which the Association operates (“the functional currency”). These financial statements are presented in Hong Kong dollars, which is the Association’s functional and presentation currency.

Foreign currency transactions are translated into the functional currency using the exchange rates prevailing at the dates of the transactions. Foreign exchange gains and losses resulting from the settlement of such transactions and from the translation at year end exchange rates of monetary assets and liabilities denominated in foreign currencies are recognised in income or expenditure.

Non-monetary assets and liabilities that are measured in terms of historical cost in a foreign currency are translated using the foreign exchange rates ruling at the transaction dates. Non-monetary assets and liabilities denominated in foreign currencies that are stated at fair value are translated using the foreign exchange rates ruling at the dates the fair value was determined.

(k) Related parties

For the purpose of these financial statements, related party includes a person and entity as defined below:

- (1) A person or a close member of that person's family is related to the Association if that person:
  - (i) is a member of the key management personnel of the Association or of a parent of the Association;
  - (ii) has control over the Association; or
  - (iii) has joint control or significant influence over the reporting entity or has significant voting power in it.
- (2) An entity is related to the Association if any of the following conditions applies:
  - (i) the entity and the Association are members of the same group (which means that each parent, subsidiary and fellow subsidiary is related to the others).
  - (ii) either entity is an associate or joint venture of the other entity (or of a member of a group of which the other entity is a member).
  - (iii) both entities are joint ventures of a third entity.
  - (iv) either entity is a joint venture of a third entity and the other entity is an associate of the third entity.
  - (v) the entity is a post-employment benefit plan for the benefit of employees of either the Association or an entity related to the Association. If the reporting entity is itself such a plan, the sponsoring employers are also related to the plan.
  - (vi) the entity is controlled or jointly controlled by a person identified in (1).
  - (vii) a person identified in (1)(i) has significant voting power in the entity.

## **5 Key sources of estimation uncertainty**

The key assumptions concerning the future, and other key sources of estimation uncertainty at the reporting date, that have a significant risk of causing a material adjustment to the carrying amounts of assets and liabilities within the next financial year, are discussed below.

(a) Property, plant and equipment and depreciation

The Association determines the estimated useful lives, residual values and related depreciation charges for the Association's property, plant and equipment. This estimate is based on the historical experience of the actual useful lives and residual values of property, plant and equipment of similar nature and functions. The Association will revise the depreciation charge where useful lives and residual values are different to those previously estimated, or it will write-off or write-down technically obsolete or non-strategic assets that have been abandoned.

(b) Impairment loss for bad and doubtful debts

The Association makes impairment loss for bad and doubtful debts based on assessments of the recoverability of the accounts and other receivables, including the current creditworthiness and the past collection history of each debtor. Impairments arise where events or changes in circumstances indicate that the balances may not be collectible. The identification of bad and doubtful debts requires the use of judgement and estimates. Where the actual result is different from the original estimate, such difference will impact the carrying value of the accounts and other receivables and doubtful debt expenses in the year in which such estimate has been changed.

## **6 Financial risk management**

(a) Credit risk

The Association's credit risk is primarily attributable to cash and cash equivalents.

The Association's bank balances are placed in internationally reputable and creditworthy financial institutions. As such, no significant credit risk is anticipated.

The maximum exposure to credit risk is represented by the carrying amounts of each financial asset in the statement of financial position.

(b) Liquidity risk

Prudent liquidity risk management implies maintaining sufficient cash and cash equivalents so as to enable the Association to meet its liabilities as and when they fall due and to continue operating for the foreseeable future. In the opinion of the Executive Committee, the Association does not have significant liquidity risk.

(c) Cash flow and fair value interest rate risks

Other than bank balances, which carry at prevailing market interest rates, the Association has no significant interest-bearing assets or liabilities. Nevertheless, the Association's interest income and operating cash flows are substantially independent of changes in market interest rates. In the opinion of the Executive Committee, the exposure to cash flow and fair value interest rate risks is considered to be low and no sensitivity analysis is performed.



## 7 Benefits and interests of the Executive Committee members

Benefits and interests of the Executive Committee members disclosed pursuant to section 383 of the Hong Kong Companies Ordinance and Part 2 of the Companies (Disclosure of Information about Benefits of Directors) Regulation are as follows:

	2018 HK\$	2017 HK\$
Fees	Nil	Nil
Other emoluments	Nil	Nil
Retirement benefit	Nil	Nil

## 8 Government lump sum grant and other funding

Lump sum grants received during the year from the Social Welfare Department (“SWD”) of the Hong Kong SAR in respect of the following:

	2018 HK\$	2017 HK\$
Crisis residential centres and transitional house	12,962,346	12,428,495
Claw back of surplus on provident fund (note 21)	(81,103)	(131,762)
Rent and rates	752,977	727,772
	<u>13,634,220</u>	<u>13,024,505</u>
Income released from Lotteries fund (note 20)	121,877	52,144
Income released from staff training fund - Social Welfare Development Fund (note 20)	81,283	211,421
	<u>203,160</u>	<u>263,565</u>
	<u>13,837,380</u>	<u>13,288,070</u>

## 9 Sponsorship income

This included an amount of HK\$3,474,300 (2016/17:HK\$4,246,565) recognised by a project “Youth Outreach Jockey Club: Youth Cultural Frontline” which was supported by The Hong Kong Jockey Club Charities Trust (the “Trust”) during the financial year 2017/18. During the year, HK\$1,671,362 were received from the Trust.

## 10 Program and services income

	2018 HK\$	2017 HK\$
Performance and shows income	546,120	3,934,733
Course income	2,892,181	2,266,242
Venue and equipment rental income	1,021,915	1,476,257
Training & accommodation income	366,607	789,980
Miscellaneous income	550,838	908,006
	<u>5,377,661</u>	<u>9,375,218</u>

**11 Other income**

	<i>2018</i>	<i>2017</i>
	<i>HK\$</i>	<i>HK\$</i>
7-Eleven stores operating income	1,035,884	1,080,033
Income released from fixed assets fund (note 20)	456,792	542,092
License income	846,426	935,846
Bank interest income	162,217	9,995
Committee membership fee income	10,000	10,000
Others	-	46,719
	<hr/>	<hr/>
	<u>2,511,319</u>	<u>2,624,685</u>

**12 Income represented by the principal activities**

	2018				2017				TOTAL	Other Income	TOTAL
	Government Sponsorship income	Donation income	Program and Service income	Other Income	Government Sponsorship income	Donation income	Program and Service income	Other Income			
<b>Outreaching services</b>											
<b>Residential services</b>											
<b>Youth development services</b>											
<b>Psychological services</b>											
<b>Fund raising</b>											
<b>Others</b>											
	13,756,097	131,024	232,800	93,030	13,076,649	60,878	3,879	309,065	103,492	13,553,963	
	-	99,748	1,565,129	196,089	-	8,071,939	72,450	4,920,622	235,929	13,300,940	
	-	5,631,841	3,044,683	-	-	3,077,462	13,600	2,791,169	600	5,882,831	
	-	1,999,403	376,878	-	-	1,130,309	30,504	370,065	-	1,530,878	
	-	239,571	1,098	1,862,160	-	229,460	8,405,194	45,830	2,013,911	10,694,395	
	81,283	96,619	157,073	360,040	211,421	55,200	-	938,467	270,753	1,475,841	
	13,837,380	11,431,109	5,377,661	2,511,319	13,288,070	12,625,248	8,525,627	9,375,218	2,624,685	46,438,848	

In compliance with Special Condition 12(b) of the Private Treaty Grant, all the income generated by the Facilities has been used for the running and operation of the Integrated Services Centre.

### 13 Staff salaries and provident funds

	2018			2017		
	Salaries HK\$	Mandatory provident fund HK\$	Total HK\$	Salaries HK\$	Mandatory provident fund HK\$	Total HK\$
Program Operating staff	20,179,515	1,028,112	21,207,627	19,736,136	941,307	20,677,443
Central Administration staff (*remark)	3,847,781	174,071	4,021,852	4,112,665	160,298	4,272,963
Information Technology staff	698,138	37,005	735,143	651,018	32,550	683,568
Building Management staff	1,314,675	69,141	1,383,816	1,159,997	56,194	1,216,191
Program assistants	1,335,514	52,592	1,388,106	1,764,995	77,059	1,842,054
	<u>27,375,623</u>	<u>1,360,921</u>	<u>28,736,544</u>	<u>27,424,811</u>	<u>1,267,408</u>	<u>28,692,219</u>

*Remark: Those included the salaries and provident fund of the staff for donors-engagement duties.*

### 14 Program and services expenses

	2018 HK\$	2017 HK\$
Course and performance expenses	1,170,443	3,290,775
Program expenses	2,280,073	1,460,835
Teacher expenses	219,588	440,843
Government funding expenses	135,003	434,779
Freelance & outsourcing expenses	42,250	330,434
Miscellaneous expenses	801,129	1,082,688
	<u>4,648,486</u>	<u>7,040,354</u>

**15 Administrative expenses**

	2018	2017
	<i>HK\$</i>	<i>HK\$</i>
Electricity	999,024	1,276,463
Gas	105,208	85,949
Water	36,363	34,506
Rates and government rent	571,204	570,336
Building repairs and maintenance	614,584	159,517
Specific building repairs and maintenance	258,982	267,609
Other repairs and maintenance	521,272	354,795
Insurance	483,897	356,810
Staff welfare	73,232	61,879
Medical expenses	6,141	11,381
Permit, license and membership fees	58,536	62,904
Audit fee	31,093	43,554
Bank charges	29,311	22,786
Others	18,080	54,803
	<u>3,806,927</u>	<u>3,363,292</u>

**16 Other operating expenses**

	2018	2017
	<i>HK\$</i>	<i>HK\$</i>
Computer expenses	107,009	20,105
Consumables	173,507	93,289
Newspapers and reference books	1,445	74,130
Internet and broadband expenses	65,079	44,115
Pager and mobile phone expenses	33,112	40,387
Printer toner	-	4,531
Postage	26,853	31,208
Publicity and marketing	7,710	118,016
Staff training	311,686	106,705
Store and equipment	18,977	91,434
Telecommunications	31,542	35,355
Depreciation	1,870,742	1,763,412
Loss on disposals of property, plant and equipment	-	279
Others	250	14,760
	<u>2,647,912</u>	<u>2,437,726</u>

## 17 Taxation

The Association was granted the status as a charitable institution since 16 May 1997 and is exempt from Hong Kong profits tax therefrom. All income and expenditures of the Association are non-taxable and deductible respectively.

## 18 Property, plant and equipment

	<i>Building improvements</i>	<i>Furniture and fixtures</i>	<i>Computer and office equipment</i>	<i>Sound equipment</i>	<i>Motor vehicles</i>	<i>Total</i>
	<i>HK\$</i>	<i>HK\$</i>	<i>HK\$</i>	<i>HK\$</i>	<i>HK\$</i>	<i>HK\$</i>
<i>Costs</i>						
As at 1 April 2016	5,334,087	190,309	3,797,726	1,975,323	1,994,477	13,291,922
Additions	116,640	11,835	780,953	-	-	909,428
Disposals	-	-	(495,039)	-	-	(495,039)
As at 31 March 2017 and at 1 April 2017	5,450,727	202,144	4,083,640	1,975,323	1,994,477	13,706,311
Additions	-	5,398	762,312	-	-	767,710
Disposals	-	(5,458)	(173,631)	-	-	(179,089)
As at 31 March 2018	5,450,727	202,084	4,672,321	1,975,323	1,994,477	14,294,932
<i>Aggregate depreciation</i>						
As at 1 April 2016	4,057,772	180,150	2,941,449	329,220	1,616,232	9,124,823
Additions	424,715	14,104	477,029	658,441	189,123	1,763,412
Disposals	-	-	(494,760)	-	-	(494,760)
As at 31 March 2017 and at 1 April 2017	4,482,487	194,254	2,923,718	987,661	1,805,355	10,393,475
Charge for the year	402,380	5,444	615,354	658,442	189,122	1,870,742
Disposals	-	(5,458)	(173,631)	-	-	(179,089)
As at 31 March 2018	4,884,867	194,240	3,365,441	1,646,103	1,994,477	12,085,128
<i>Net carrying values</i>						
As at 31 March 2018	565,860	7,844	1,306,880	329,220	-	2,209,804
As at 31 March 2017	968,240	7,890	1,159,922	987,662	189,122	3,312,836

The Association is located at a building in Hong Kong. The land where the building is erected was granted by the government of the Hong Kong SAR on 24 September 1999 for a period of 50 years, at a nominal premium of HK\$1,000 ("the Private Treaty Grant"). Under the condition in the Private Treaty Grant, the government of the Hong Kong SAR has the right to resume and re-take possession of the land by giving 12 months notice. The building was donated by The Hong Kong Jockey Club Charities Trust.

**19 Sustainable development fund**

The sustainable development fund is set up for the future major repairs and maintenance work of the building of the Association and for the funding of new service development.

By a resolution passed by the Executive Committee on 23 July 2018, an appropriation of HK\$5,000,000 from accumulated surplus to sustainable development fund was made for the year ended 31 March 2018.

## 20 Deferred income

	<i>Balance at</i>		<i>Claw back</i>		<i>Recognised</i>	<i>Balance at</i>
	<i>1 April 2017</i>	<i>Additions</i>	<i>to donors</i>	<i>Transfer</i>	<i>as income</i>	<i>31 March</i>
	<i>HK\$</i>	<i>HK\$</i>	<i>HK\$</i>	<i>HK\$</i>	<i>HK\$</i>	<i>2018</i>
						<i>HK\$</i>
Lotteries fund - Furniture and equipment replenishment and minor works block grant reserve	111,103	196,001	-	(84,927)	(121,877)	100,300
Fixed assets fund	529,099	-	-	84,927	(456,792)	157,234
Staff training fund – Social Welfare Development Fund – Phase 2	86,880	-	(86,880)	-	-	-
- Phase 3	-	195,002	-	-	(81,283)	113,719
Others	156,859	1,600	-	-	(17,840)	140,619
Partnership fund for the disadvantaged	1,360,032	925,000	(55,620)	-	(1,879,412)	350,000
Concorde psychological service - Seed fund	272,055	13,850	(2,400)	-	-	283,505
Impairment fund - Coin fund	35,747	-	-	-	-	35,747
Other programs	2,531,026	7,150,784	-	-	(4,711,548)	4,970,262
	<u>5,082,801</u>	<u>8,482,237</u>	<u>(144,900)</u>	<u>-</u>	<u>(7,268,752)</u>	<u>6,151,386</u>
	<i>Balance at</i>		<i>Claw back</i>		<i>Recognised</i>	<i>Balance at</i>
	<i>1 April 2016</i>	<i>Additions</i>	<i>to donors</i>	<i>Transfer</i>	<i>as income</i>	<i>31 March</i>
	<i>HK\$</i>	<i>HK\$</i>	<i>HK\$</i>	<i>HK\$</i>	<i>HK\$</i>	<i>2017</i>
						<i>HK\$</i>
Lotteries fund - Furniture and equipment replenishment and minor works block grant reserve	143,037	181,001	-	(160,791)	(52,144)	111,103
Fixed assets fund	910,400	-	-	160,791	(542,092)	529,099
Staff training fund – Social Welfare Development Fund – Phase 2	298,300	1	-	-	(211,421)	86,880
Others	68,500	99,759	-	-	(11,400)	156,859
Partnership fund for the disadvantaged	3,068,992	225,000	-	-	(1,933,960)	1,360,032
Concorde psychological service - Seed fund	247,435	24,620	-	-	-	272,055
Impairment fund - Coin fund	35,747	-	-	-	-	35,747
Other programs	2,264,483	3,209,423	(44,508)	-	(2,898,372)	2,531,026
	<u>7,036,894</u>	<u>3,739,804</u>	<u>(44,508)</u>	<u>-</u>	<u>(5,649,389)</u>	<u>5,082,801</u>

Funds received with special purpose are initially recorded as deferred income. They are released to income when the related project commenced. The amount released to income is computed on a pro-rata basis over the period covered by the related project.

The income recognised during the year of HK\$456,792 (2016/17: HK\$542,092) from the fixed assets fund represents the depreciation charge for the year of those fixed assets purchased.

Interest of a total of HK\$2 had been earned from the Social Welfare Development Fund – Phase 3 since its inception during the year (total interest earned for Phase 2 since inception was: HK\$18).



**21 Provision for funding claw back**

	<i>Surplus on provident fund HK\$</i>	<i>Surplus on other projects HK\$</i>	<i>Total HK\$</i>
Balance at 1 April 2016	683,247	929,111	1,612,358
Provision for the year (note 8)	131,762	44,508	176,270
Payment during the year	-	(678,471)	(678,471)
Balance at 31 March 2017 and at 1 April 2017	815,009	295,148	1,110,157
Provision for the year (note 8)	81,103	55,620	136,723
Payment during the year	-	(7,470)	(7,470)
Balance at 31 March 2018	896,112	343,298	1,239,410

## Statements for 'Non-statutory accounts' for the purpose of section 436(3) of the Hong Kong Companies Ordinance

The following financial information relating to the years ended 31 March 2018 and 2017 included in the "Movement of the furniture and equipment replenishment and minor works block grant reserve" does not constitute the Association's statutory financial statements but is derived therefrom. Further information relating to those statutory financial statements required to be disclosed in accordance with Section 436 of the Hong Kong Companies Ordinance is as follows:

The Association has delivered the statutory financial statements for the year ended 31 March 2017 to the Registrar of Companies as required by section 662(3) of, and Part 3 of Schedule 6 to, the Hong Kong Companies Ordinance. The Association will file the statutory financial statements for the year ended 31 March 2018 to the Registrar of Companies.

The Association's auditor has reported on the statutory financial statements for the years ended 31 March 2018 and 2017. The auditor's report was unqualified; did not include a reference to any matters to which the auditor drew attention by way of emphasis without qualifying its report; and did not contain a statement under section 406(2) or 407(2) or (3) of the Hong Kong Companies Ordinance.


Movement of the furniture and equipment replenishment  
and minor works block grant reserve

(Expressed in Hong Kong dollars)

	<i>HK\$</i>	<i>HK\$</i>
Balance of block grant reserve at 1 April 2017		111,103
<i>Income:</i>		
Lotteries fund received	196,000	
Interest income	<u>1</u>	
		196,001
<i>Expenditures:</i>		
Furniture and equipment		
- Others	84,927	
Minor works	<u>121,877</u>	
		<u>206,804</u>
Balance of block grant reserve at 31 March 2018		<u><u>100,300</u></u>

**Capital commitments**

As at 31 March 2018, there was no capital commitment in respect of furniture and equipment replenishment and minor works block grant.



**Tse Ching Yuen**  
*Executive Director*

Hong Kong, 11 October 2018